

PULL OUT THE FIRE OF  
**ACID PEPTIC DISORDERS**

**HYPERACIDITY**

**DYSPEPSIA**

**G. E. R. D.**

**CHRONIC GASTRITIS**

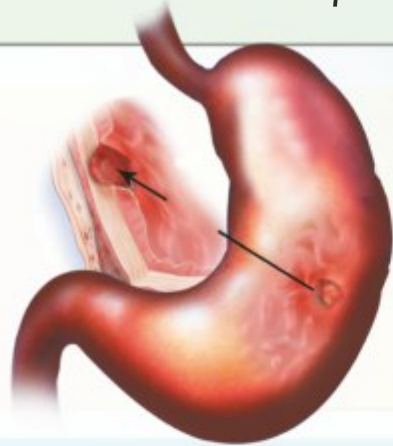
**AMALKI**<sup>®</sup>  Tablets

**SOOTHE THE SUFFERINGS OF ACID BURNING**

# AMALKI®

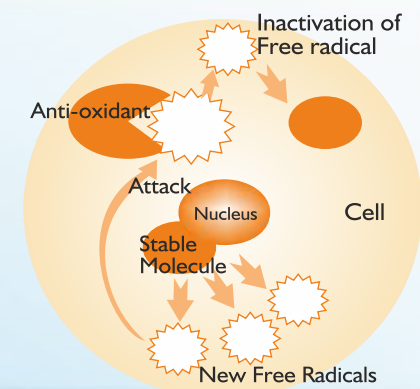
## ULTIMATE MANAGEMENT IN ACID PEPTIC DISORDERS

- ✦ **MAINTAINS GASTRIC SECRETIONS** - Regulates the offensive factors like acid and pepsin and the defensive factors like mucin.
- ✦ **PROTECTS GASTRIC MUCOSA** - Prevents gastric damage by a mechanism involving the release of protective agents, mediated through Sulphydryl (SH-) sensitive processes.



- ✦ **ACTS AS ANTI-ULCEROGENIC** - Augments mucosal defensive factors in terms of enhanced mucin secretion and decreased cell shedding.
- ✦ **ANTI-HELICOBACTER PYLORI ACTION** - Shows broad spectrum anti-bacterial activity, specially against Helicobacter pylori and even against the resistant strains.

- ✦ **ACTS AS IMMUNOMODULATOR** - Improves body defense system to fight against the various causative factors and augments the healing mechanism.
- ✦ **ACTS AS ANTI-OXIDANT** - Increases the level of superoxide dismutase, catalase, membrane bound enzymes and decreases lipid peroxidation.



**FOR FAST RELIEF FROM HYPERACIDITY, REFLUX & PEPTIC ULCERS**

# AMALKI®

## A POTENT GASTROPROTECTIVE & ANTI-ULCEROGENIC

### Allium sativum (GARLIC)

*has been used in a dose dependent manner to treat various gastric disorders, gastric ulcers and other associated diseases.*

*Allium sativum (Garlic) acts against Helicobacter pylori, bacteria that causes gastric ulcer and inturn can cause other severe problems.*



### Shows Anti-Helicobacter pylori activity

*Allium sativum (Garlic) exhibits a broad antibacterial spectrum against both gram-positive and gram-negative bacteria. Allium sativum (Garlic) is effective even against those strains that have become resistant to antibiotics, the combination of garlic with antibiotics leads to synergism. Complete lack of resistance has been observed repeatedly, even toxin production by microorganisms is prevented by garlic. Study demonstrated that Helicobacter pylori is susceptible to garlic extract and even resistant Helicobacter pylori strains are susceptible to garlic.*

(J. Nutr. 1331 (3s),989S-993S, 2001)

### MAINTAINS GASTRIC SECRETIONS

Study on gastric mucosal factors showed that *Embllica officinalis (Amla)* significantly decreased the offensive factors like acid and pepsin and increased the defensive factors like mucin secretion, cellular mucus and life span of mucosal cells. It showed significant antioxidant, ulcer protective and healing effects and this might be due to its effects both on offensive and defensive mucosal factors.

(J. Etnopharmacol.82(1), 1-9, 2002)

### ACTS AS GASTROPROTECTIVE

The effects and mechanism of natural honey on absolute ethanol-induced gastric lesions were studied. Honey afforded protection against gastric damage and reversed the changes in pH induced by ethanol. Pre-treatment with honey 30 minutes before ethanol, provided more than 80% protection. The gastroprotective effects of honey appeared to be mediated through sulfhydryl (SH-) sensitive processes.

(Sc. & J. Gastroenterol 23(3), 281-288, 1991)

### ACTS AS ANTI-ULCEROGENIC

The gastric cytoprotective properties of natural honey were evaluated using absolute ethanol, indomethacin and acidified acetylsalicylic acid (ASA-HCl) as necrotising agents. Honey resulted in reduction of the area of the lesions caused by them. These results suggest that honey prevents gastric damage by a mechanism involving the release of protective agents.

(Exp. Toxicol. Pathol. 54(3),217-221, 2002)



### Exerts Antiulcer & Antioxidant action

*Tinospora cordifolia (Giloe)* and *Embllica officinalis (Amla)* were studied for their effect on gastric secretion and gastric ulcer in pylorus-ligation and gastric mucosal injury model cases. The reduction in ulcer index in both the models along with the reduction in volume and total acidity and an increase in the pH of gastric fluid proved the anti-ulcer activity. The increase in the levels of superoxide dismutase, catalase, reduced glutathione and membrane bound enzymes like Ca<sup>2+</sup> ATPase, Mg<sup>2+</sup> ATPase and Na<sup>+</sup> K<sup>+</sup> ATPase and decrease in lipid peroxidation in both the models proved the anti-oxidant activity of the formulation.

(Phytomedicine 12(4), 264-270, 2005)

### Piper longum (PIPLI)

*Biochemical and histochemical study reveals Piper longum (Pippli) increases beta-glucuronidase activity in the Brunner's glands i.e. it does not act only as antacid but also improves the secretory status of Brunner's glands involved in the protection against duodenal ulcer.*

(Ind. J. Exp. Boil, 27(11), 959-962, 1989)



## ULTIMATE MANAGEMENT IN ACID PEPTIC DISORDERS

# AMALKI<sup>®</sup>

Tablets

**ULTIMATE MANAGEMENT IN ACID PEPTIC DISORDERS**

## INDICATIONS

- CHRONIC HYPERACIDITY
- REFLUX OESOPHAGITIS
- DYSPEPSIA
- FLATULENCE
- HEART BURN AND ASSOCIATED ACID PEPTIC DISORDERS

## EXCLUSIVE BENEFITS

**ACTS AS ANTI-HELICOBACTER PYLORI.**

**NO REBOUND ACID SECRETION.**

**NO RISK OF ACHLORHYDRIA.**

**FREE FROM CHALKY TASTE**

**NO SYMPTOMS LIKE "DRYNESS OF MOUTH".**

**ESTABLISHED SAFETY.**

## RECOMMENDED

### DOSAGE :


**Therapeutic :**

Adults : 2 tabs. TDS for 4-6 weeks

Children : 1 tab. BD

**Prophylactic & Follow up :**

Adults : 2 tabs. BD



**ASSURES FAST RECOVERY FROM HYPERACIDITY WITH PROVEN SAFETY**